

Newsgroups ... are your friend...

Volker Franz
University of Gießen
Germany

Newsgroups

- open discussions of „users“
- exist for essentially everything:
 - Matlab, SPSS, C/C++, ...
 - Word, Powerpoint...
 - math, statistics, quantum mechanics
 - philosophy, emacs, XEmacs,
 - etc.

Searching

- Easy to use: google newsgroup search
- E.g.: You have a strange error-message => paste into google newsgroup search
- VERY helpful for system-administration

groups.google.com/advanced_search

The screenshot shows the Google Groups Advanced Search page. The browser address bar displays "http://groups.google.com/advanced_search". The page features a search form with the following sections:

- Find messages:** Includes radio buttons for "with all of the words", "with the exact phrase", "with at least one of the words", and "without the words". A search button labeled "Google Search" is present.
- Group:** A text input field for specifying a group location, with examples like "groups.google.com/group/Google-SMS_comp.os.*".
- Subject:** A text input field for searching within message subjects.
- Author:** A text input field for searching by author.
- Language:** A dropdown menu set to "any language".
- Message Dates:** Includes a "Return messages posted:" dropdown set to "anytime", and a date range selector for "Return messages posted between" with fields for day, month, and year.
- SafeSearch:** Radio buttons for "No filtering" (selected) and "Filter using SafeSearch".
- Message ID:** A text input field for looking up a specific message by ID, with a "Lookup Message" button and an example: "moderated-ng-faq-1-983174581@swcp.com".

©2008 Google

groups.google.com/advanced_search

Google Groups : Advanced Search

http://groups.google.com/advanced_search

Most Visited Subjects My web pages Google Search Help (VF) Dictionary DB

Help | Sign in

Google Groups Advanced Search

Find messages with all of the words 50 messages Sort by relevance Google Search

with the exact phrase

with at least one of the words

without the words

Group Return only messages from the group at this location (Examples: groups.google.com/group/Google-SMS, comp.os.*)

Subject Return only messages where the subject contains

Author Return only messages where the author is

Language Return messages written in any language

Message Dates Return messages posted: anytime

Return messages posted between 1 Jan 1981 and 2 Oct 2008

SafeSearch No filtering Filter using SafeSearch

Message ID Lookup the message with message ID Lookup Message (Example: moderated-ng-faq-1-983174581@jswcp.com)

©2008 Google

XTickLabels group:matlab* - Google Groups

http://groups.google.com/groups?q=XTickLabels&num=50&scoring=r&as_epq=&as_oq=&as_oq=

Web Images Maps News Shopping Mail more

Help | Sign in

Google Groups XTickLabels group:matlab* Search Advanced Groups Search Preferences

Groups View all web results Results 1 - 50 of 360 for XTickLabels group:matlab* Sorted by relevance Sort by date

Matlab problem: How to put the Xticklabels in Group: comp.soft-sys.matlab

serval serx...@yahoo.com comp soft-sys matlab Thank you for your rapid answer. I remember have seen a web page explaining how to do it without using "text" command, ... But this can never work since I am using the same position for the "Xticks" and for the "XTickLabels". Anybody know how to resolve this problem?

Jul 20 2006 by serval - 8 messages - 4 authors

Matlab problem: How to put the Xticklabels in between the ... Group: comp.soft-sys.matlab

helper s...@nospam.com comp soft-sys matlab serval wrote: My question is very simple: How to put the "XTickLabels" (for example months: Jan, Feb, Mar, etc.) in between two "Xticks" (using "grid on" for the "Xticks"). That is, put the xlabels in different position than the xticks. For example, if we have a time ...

Jul 20 2006 by helper - 8 messages - 4 authors

Matlab problem: How to put the Xticklabels in Group: comp.soft-sys.matlab

Marcello Vichi vichi.nos...@cmcc.it comp soft-sys matlab Maybe now it's a little late for this post, but I've made a function based on your idea. ... xtick2=[0.5 [delt delt(end)]+xtick(1:end)]; xticklabels=get(ax1,'XTickLabel'); set(ax2,'Xlim',xlim,'XTick',xtick2,'XTickLabel',xticklabels); ytick=get(ax1,'YTick'); ...

Feb 19 by Marcello Vichi - 8 messages - 4 authors

Matlab problem: How to put the Xticklabels in between the Xticks???? Group: comp.soft-sys.matlab

serval serx...@yahoo.com comp soft-sys matlab My question is very simple: How to put the "XTickLabels" (for example months: Jan, Feb, Mar, etc.) in between two "Xticks" (using "grid on" for the "Xticks"). That is, put the xlabels in different position than the xticks. For example, if we have a time series of 365 ...

Jul 20 2006 by serval - 8 messages - 4 authors

Choosing axis labels with PLOT? Group: comp.soft-sys.matlab

Gary Sherman sher...@mathworks.com comp soft-sys matlab Gareth Lawrence wrote: Hi there, I know that if I plot a vector, say X, then I'm free to specify both ... XTickLabels is the property in which MATLAB stores the strings used to label the tick marks. Normally, this property contains the string representation of

Matlab problem: How to put the Xticklabels in between the Xticks???? - comp.soft-sys.matlab | Google Groups

http://groups.google.com/group/comp.soft-sys.matlab/browse_thread/thread/cf3b8001... Google

Most Visited - Subjects - My web pages - Google Search - Help (VF) - Dictionary - DB

Google Groups Recently Visited Groups | Help | Sign In

comp.soft-sys.matlab Search this group Search Groups

Matlab problem: How to put the Xticklabels in between the Xticks????? Options Discussions

8 messages - Collapse all

serval View profile More options Jul 19 2006, 10:03 pm

My question is very simple: How to put the "XtickLabels" (for example months: Jan, Feb, Mar, etc.) in between two "Xticks" (using "grid on" for the "Xticks"). That is, put the xlabels in different position than the xticks.

For example, if we have a time series of 365 values, I would like to obtain a plot with "13 Xticks" and "12 XtickLabels"; each Xticklabel should be in between two Xticks (for example the Xticklabel "January" should be in between the Xtick "1" and the Xtick "31"). I've tried with:

```
%=====
close all
clear all

monthlim=[1,31,59,90,120,151,181,212,243,273,304,334,365]; %13
Xticks.
xticklabels=['J','F','M','A','M','J','J','A','S','O','N','D']; %12
XtickLabels.

y=rand(1,365);
plot([1:365],y)
set(gca,'Xlim',[1,365],'XTick',monthlim,'XTicklabel',xticklabels)
grid on
%=====
```

...But this can never work since I am using the same position for the "Xticks" and for the "XtickLabels".

Anybody know how to resolve this problem?.

I would really appreciate any help or suggestion.

Than you for your time!

Serval.

Reply to author Forward

helper View profile More options Jul 19 2006, 10:17 pm

- Show quoted text -

You are going to have to use textbox ulicontrols and place them where you want. Check out the following file on the FEK:

<http://www.mathworks.com/matlabcentral/files/8722/rotateticklabel.m>

It is a good example of how to replace labels with text boxes.

Reply to author Forward

Discussion subject changed to "Matlab problem: How to put the Xticklabels in between the Xticks????"

Done

FontProxy: Disabled

Matlab problem: How to put the Xticklabels in between the Xticks????

8 messages - Collapse all

serval View profile More options Jul 19 2006, 10:03 pm

My question is very simple: How to put the "XtickLabels" (for example months: Jan, Feb, Mar, etc.) in between two "Xticks" (using "grid on" for the "Xticks"). That is, put the xlabels in different position than the xticks.

For example, if we have a time series of 365 values, I would like to obtain a plot with "13 Xticks" and "12 XtickLabels"; each Xticklabel should be in between two Xticks (for example the Xticklabel "January" should be in between the Xtick "1" and the Xtick "31"). I've tried with:

```
%=====
close all
clear all

monthlim=[1,31,59,90,120,151,181,212,243,273,304,334,365]; %13
Xticks.
xticklabels=['J','F','M','A','M','J','J','A','S','O','N','D']; %12
XtickLabels.

y=rand(1,365);
plot([1:365],y)
set(gca,'Xlim',[1,365],'XTick',monthlim,'XTicklabel',xticklabels)
grid on
%=====
```

...But this can never work since I am using the same position for the "Xticks" and for the "XtickLabels".

Anybody know how to resolve this problem?.

I would really appreciate any help or suggestion.

Than you for your time!

Serval.

Anybody know how to resolve this problem?.

I would really appreciate any help or suggestion.

Thank you for your time!

Serval.

[Reply to author](#) [Forward](#)

helper [View profile](#)

- Show quoted text -

You are going to have to use textbox uicontrols and place them where you want. Check out the following file on the FEX:

<<http://www.mathworks.com/matlabcentral/files/8722/rotateticklabel.m>>

It is a good example of how to replace labels with text boxes.

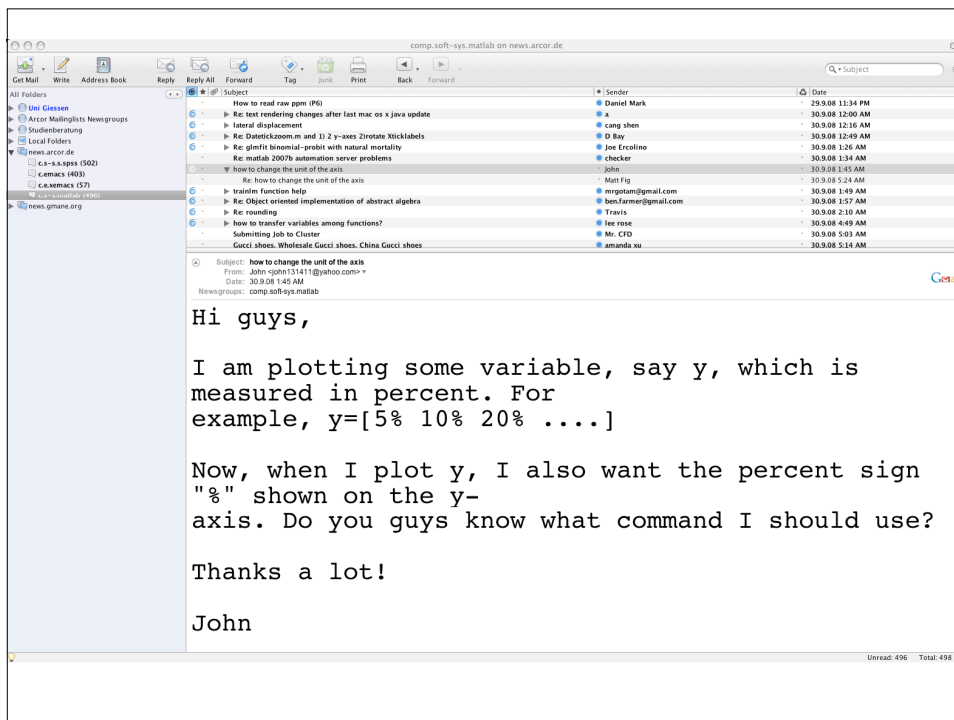
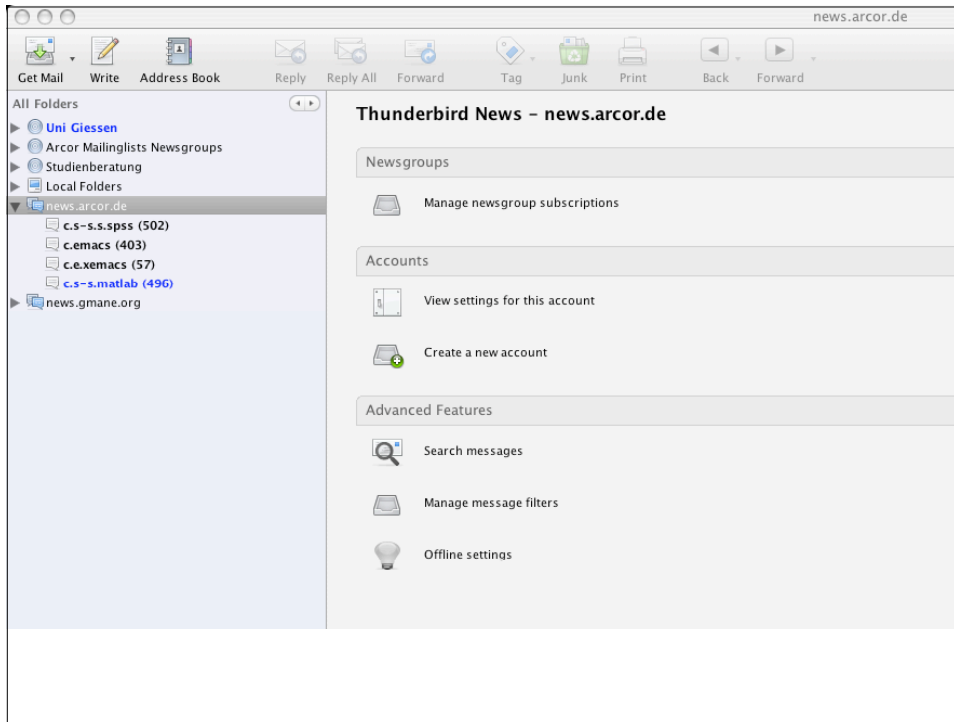
[Reply to author](#) [Forward](#)

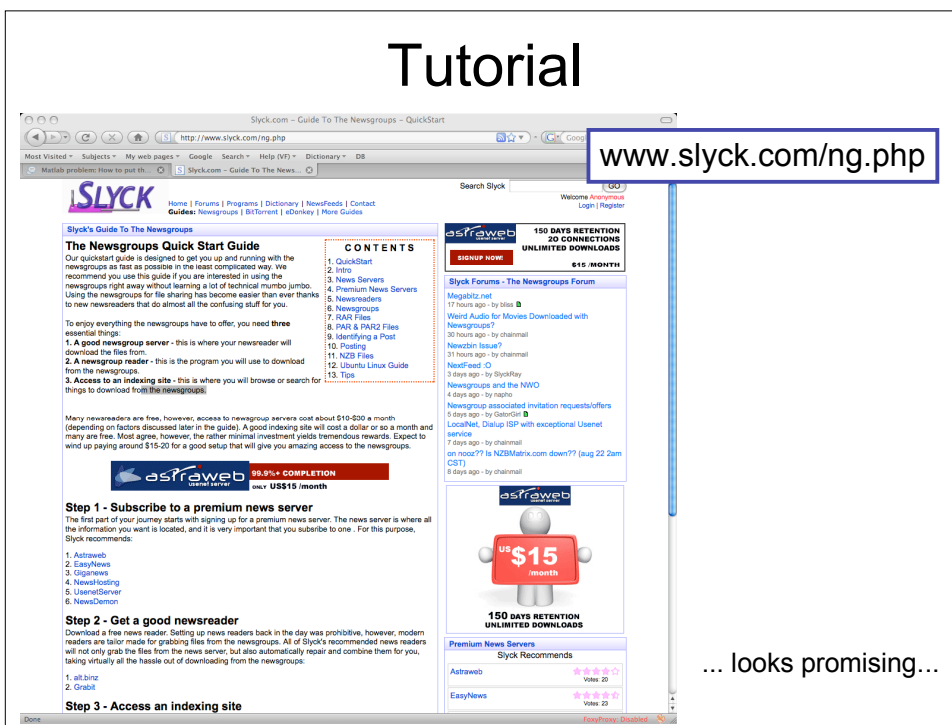
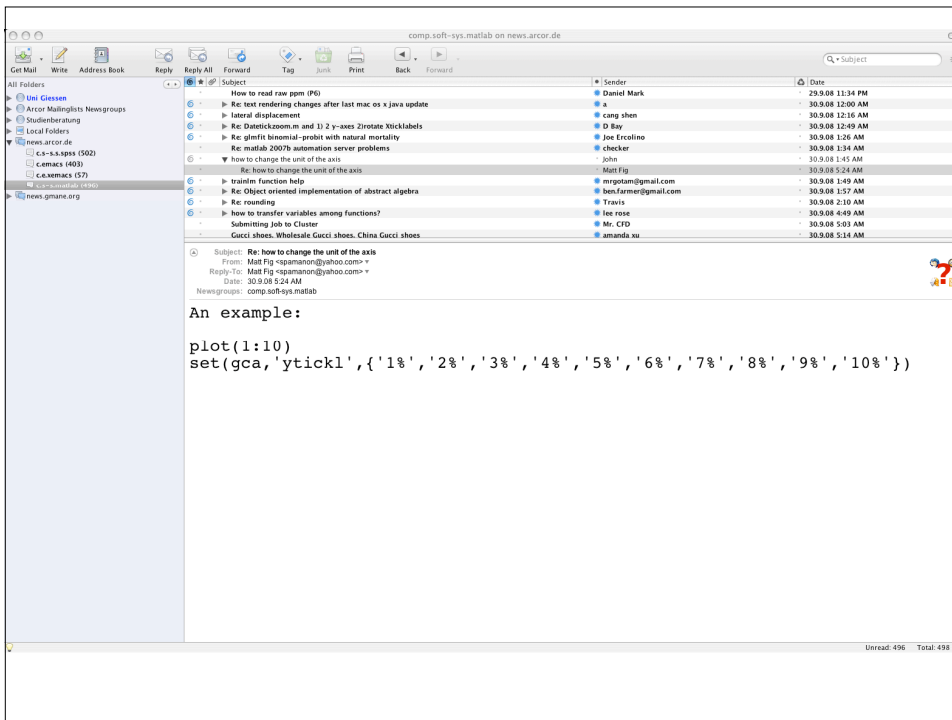
Discussion subject changed to "Matlab problem: How to put the Y tick labels in" by

Done

Contributing to the discussion

- You need:
 - Newsreader
(e.g., in email-program thunderbird)
 - Newsserver





end...